

# Tool Kits



**PRODUCT PROFILE**

Tool kits from Exir Telecom provide installers all they need for installing grounding kits quickly and easily. Our grounding devices require only one small opening in the cable jacket in order to function properly. The opening is made using a hot tip cutting tool together with a simple template. Fully illustrated instructions are included with every grounding kit.

The complete tool kit includes a cordless, butane powered cutting tool, one spare tip and templates for 3/8" - 2 1/4" foam dielectric cables. Additional cutting tools and templates can be ordered separately as needed.






**COMPLETE TOOL KIT**

ARTICLE	CONTENTS
<b>CPKI-0000-C1</b>	Cordless, butane powered cutting tool, spare tip and templates for 1/2", 7/8", 1 1/4", 1 5/8" and 2 1/4" cables.

**SINGLE TOOLS**

ARTICLE	CONTENTS
<b>EJIG-F012-AO</b>	Template for 1/2" cable
<b>EJIG-F078-AO</b>	Template for 7/8" cable
<b>GTEM-F114-AA00</b>	Template for 1 1/4" cable
<b>GTEM-F158-AA00</b>	Template for 1 5/8" cable
<b>GTEM-F214-AA00</b>	Template for 2 1/4" cable
<b>014-12015</b>	Cordless, butane powered cutting tool with spare tip

## Mounting Grounding Kits



Note: The above photos illustrate the general installation procedure. Please visit [www.exirtelecom.com](http://www.exirtelecom.com) for complete instructions on how to install grounding kits from Exir Telecom.